

BRC

SOLAR

GERMAN BRAND

Power Optimizer M600-M & Gateway BRConnect

Module Optimizer for Photovoltaic Systems
with Monitoring



Maximum Yield

Solves the problem of shading, different alignment and different module inclinations



Maximum Quality & Efficiency

Standby function, Ultra Fast MPP tracking with 20x faster switching




Monitoring Function

Power data via mobile Power Manager App or on the web



www.brc-solar.de

New



SIMPLE.
SMART.
OPTIMIZED.

TECHNICAL DATA - M600-M OPTIMIZER

TECHNICAL DATA - BRConnect

INPUT

ELECTRICAL DATA

Total Max. Input Voltage	at -40°C (-40°F): 70 V DC
Input voltage range	16 - 70 V DC
Rated current	16 A DC
Short circuit current	20 A DC
Maximum Input Power	600 W
Oversvoltage Category	II
Maximum Efficiency	99,3 %

OUTPUT

Output Voltage Range	0 to Voc
Output Power Range	0 W to 600 W
Maximum System Voltage	1000 V
Safety Protection Class	II

MECHANICAL DATA

Dimensions (W x L x H)	78mm x 145mm x 22mm
Weight	420g
Installation	with M8 Screw

PORTS

Cable Length (Input/Output)	0,15m / 1,20m
Connectors	Stäubli MC4 (for 1000V)
Conductor Cross-Section	4,0 mm ²

AMBIENT CONDITIONS

IP-Protection-Class	IP68
Environmental Operating Temperature Range	- 40°C to + 85°C (-40°F to +185°F)
Relative Humidity	0% to 100%

COMMUNICATION

Communication principle	Powerline Communication (PLC)
-------------------------	-------------------------------

SYSTEM REQUIREMENTS

Min. - Max. number of Optimizers	4 - 25
Required gateway for monitoring	BRConnect
Parallel strings	Not allowed
Max. length of string cabling	300m

APPLICABLE STANDARDS

EMC	IEC EN 61000-6-2, IEC EN 61000-6-3
Safety	IEC EN 62109-1, -2, -3, IEC EN 62790
RoHS	RoHS compliant

ELECTRICAL DATA

Nominal input voltage	24 V DC
Max. Input current	350 mA
Nominal power	2,5 W
Safety Protection Class	III

MECHANICAL DATA

Dimensions (W x L x H)	240mm x 100mm x 52mm
Weight	540g
Installation	4 Screws with dowels

PORTS

Max. Diameter for DC cable	11 mm
Input connections Ethernet	RJ45 / 100MBit
Power supply input connections	P1J (ID 2,0mm; AD 5,5mm; L 11mm)

AMBIENT CONDITIONS

IP-Protection-Class	IP40
Environmental Operating Temperature Range	- 20°C to + 55°C (-4°F to 131°F)
Relative Humidity	5% to 95 % (not condensing)

COMMUNICATION

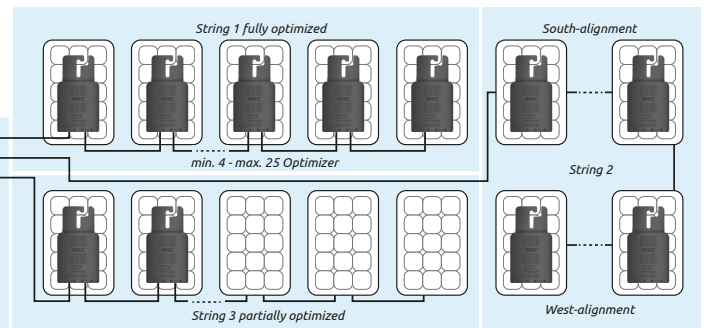
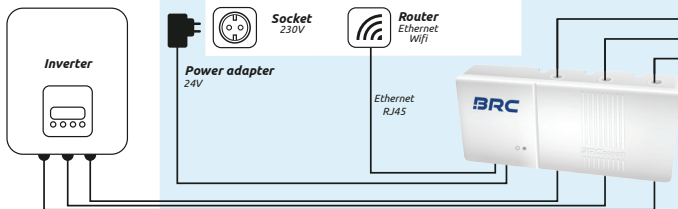
Communication principle	Powerline Communication (PLC)
WiFi / Bluetooth / Ethernet	2,4 GHz / 4.2 / Yes

SYSTEM REQUIREMENTS

Compatible Optimizer	Power Optimizer M600-M
Min. number of Optimizers	4
Max. number of Optimizers	25
BRConnect per PV-plant / Strings per BRConnect	1 / 1-3
Parallel strings	Not allowed
Max. Length of string cabling	300m

APPLICABLE STANDARDS

EMC	IEC EN 61326-1, IEC EN 61000-3-2, IEC EN 61000-3-3, ETSI EN 3011 489-1,-17, ETSI EN 300 328
Safety	IEC EN 61010-1
RoHS	RoHS compliant



WARRANTY

Because of our Long-Life-Electronics we grant warranty for 25 years for the Power Optimizer M600-M



LONG-LIFE-ELECTRONICS

The Power Optimizer possesses a long-life circuit using the newest GaN technology



MAXIMUM YIELD

More PV-modules can be installed by using BRC Power Optimizers



RELIABLE SUPPORT

You can reach us for any concerns by e-mail and phone

